



# Parent Information Session

## Secondary Assessment and Reports.





# Reporting points over the year:

## Year 11

- Target Setting Reporting Point: WB 19/09/22
- Parent Teacher Conference 1: 19/10/22
- Mock examinations - WB 16/01/23
- Progress Reporting Point RP2: WB 06/02/23
- Parent Teacher Conference 2: WB 20/02/23
- Summer examinations: 05/23 - 06/23



## Grades we report to you:

**Target Grade:** This is the grade a teacher thinks students should be able to achieve by the end of the year

**Predicted Grade:** This is the grade a teacher thinks students will achieve by the end of the year if they keep working as they are now.

**Current Working Grade:** This is the overall grade students are working on right now, based on all the work they've produced this year, not just the latest assessment.

# Attitude to Learning

1	Excellent	<ul style="list-style-type: none"><li>• Seek to understand strengths and areas for development and <b>challenge</b> themselves to improve;</li><li>• Make changes to their approach after responding to feedback and support;</li><li>• Go above and beyond the work set</li><li>• Be inquisitive and <b>creative</b>, exploring new ideas and innovations</li></ul>
2	Good	<ul style="list-style-type: none"><li>• Meet deadlines;</li><li>• Be fully equipped for learning;</li><li>• Respond to feedback;</li></ul>
3	Positive action required	<ul style="list-style-type: none"><li>• Inconsistent in their approach to the 'good' criteria for the period between reports</li></ul>
4	Concern	<ul style="list-style-type: none"><li>• Consistently fail to meet the criteria for a 'good' learner for a sustained period of time</li><li>• Poor behaviour will be a consistent barrier to their learning.</li></ul>



# An example:

<b>Subject: Art and Design</b>				
Target Grade	Predicted Grade	Current Working Grade	Traffic Light	Attitude to Learning
8A*	8A*	7A		1



# An example:

<b>Subject: DT</b>				
Target Grade	Predicted Grade	Current Working Grade	Traffic Light	Attitude to Learning
8A*	7A	7A		1



# An example:

<b>Subject: French</b>				
Target Grade	Predicted Grade	Current Working Grade	Traffic Light	Attitude to Learning
8A*	7A	7A		3



# An example:

<b>Subject: English</b>				
Target Grade	Predicted Grade	Current Working Grade	Traffic Light	Attitude to Learning
8A*	6B	6B		3






## Effective Revision: What do we know?

- Rereading and highlighting is the most common form of revision and probably one of the least effective;
- Self-testing and activities which require students to recall information and apply it are far more effective and less time consuming;
- Interleaving topics is harder, but more effective;
- Revision works best in short bursts, between 20-40 minutes, with breaks.

# Effective Revision: What might it look like?

- An organised revision timetable with subjects interleaved and breaks planned in;
- Self-testing activities like flashcards, quizzes and past paper questions;
- If reading notes, generating mind-maps or knowledge organisers.

## Revise with SPIRIT



### Space it

Leave gaps between revision sessions



### Paraphrase

Put ideas into your own words in your notes



### Imagine

Use images and mindmaps to capture key ideas



### Repeat

Cramming the night before only works in the short term. Repeated revision over time is much more efficient.



### Implement

Make sure you apply it to exam-style questions.



### Test

Testing yourself from memory is the best way to remember information in the long term.

## Effective Revision: How can you help?

- Discuss a revision timetable with your child, based on the material in the exam guide;
- Use flashcards they've made to test them on their knowledge, celebrating wins and improvements;
- Regularly talk through what they've been revising, getting them to teach you and explain what they've found more difficult.



## CAIE English Literature:

Units which will be examined:	
<b>Paper 1: <u>Prose and Poetry</u></b> (Cambridge 0475/01) <b>1 hour 30 minutes</b> <i>Texts: The Namesake and Songs of Ourselves Poetry Collection</i>	
<b>Paper 2: <u>Drama</u></b> (Cambridge 0475/02) <b>1 hour 30 minutes</b> <i>Texts: Twelfth Night and Journey's End</i>	
Key content to revise:	
<ul style="list-style-type: none"> <li>- Key themes of each text;</li> <li>- Key characters from each text and how they develop over the course of the novel or play;</li> </ul>	<ul style="list-style-type: none"> <li>- Key passages from each text;</li> <li>- A few key quotations from each text (at least one from each poem).  </li> </ul>
Essential revision tasks:	
<ol style="list-style-type: none"> <li>1. Reread The Namesake;</li> <li>2. Reread the poetry and make flashcards of two key quotations for each poem;</li> <li>3. Create flashcards of key quotations from The Namesake, Journey's End and Twelfth Night;</li> <li>4. Create a mind-map for 3 important themes from The Namesake, Journey's End and Twelfth Night;</li> <li>5. Write at least one practice passage-based and one open essay question for each text.</li> </ol>	
Useful Resources:	
<a href="#">Guide to writing open essays;</a> <a href="#">Guide to writing passage-based essays;</a> <a href="#">Guide to effectively embedding quotations;</a> <a href="#">Guide to writing about text structure;</a> <a href="#">Journey's End Litchart;</a> <a href="#">Twelfth Night Litchart;</a> <a href="#">The Namesake Litchart</a> <a href="#">The Namesake Author Interview</a>	<a href="#">Poetry Revision Guide</a> <a href="#">Poetry Masterclass Videos;</a> <a href="#">Twelfth Night Masterclass Videos;</a> <a href="#">Journey's End Revision Site;</a> <a href="#">Example Questions Prose &amp; Poetry;</a> <a href="#">Example Questions Drama;</a> <a href="#">Guide to <u>writing your own questions.</u></a>

## Effective Revision: How do we help?

- Mentors discussing revision timetables and study skills in PSHE;
- Students provided with guides to revision with relevant resources all in one place;
- Continued access to the experts until May half term- no study leave.

## Student Wellbeing: How can you help?

- Sleep
- Habits and routines
- Diet and exercise habits
- Encourage maximum attendance
- Remain in contact with teachers
- Academic conversations
- Support in achieving a healthy balance
- Just listen
- Ensure they have an effective study space

